



INSTALL:

Fill to create tread

Stone Cribbing

UPPER EF 43



INSTALL:
Full Bench Cut

UPPER EF 44



INSTALL:

Stone Steps

Remove duff & surface

UPPER EF 45



INSTALL:
Stone Cribbing

UPPER EF 46



INSTALL:

Remove duff & surface

UPPER EF 47



INSTALL:

Full Bench Cut

Stone Cribbing

UPPER EF 48



INSTALL:

Stone Steps

Stone Cribbing

UPPER EF 49



INSTALL:

Stone Culvert

Stone Cribbing

Stone Steps

UPPER EF 50



INSTALL:

Remove duff & surface

UPPER EF 51




INSTALL:

Stone Cribbing

Stone Steps

UPPER EF 52



INSTALL:

Stone Cribbing

Stone Steps

UPPER EF 53



INSTALL:

Remove duff & surface

Clean to ledge

UPPER EF 54



INSTALL:
Full Bench Cut

UPPER EF 55



INSTALL:
Stone Cribbing

UPPER EF 56



INSTALL:
Stone Cribbing

UPPER EF 57



INSTALL:

Stone Steps

Stone Cribbing

UPPER EF 58



INSTALL:
Stone Cribbing

UPPER EF 59



INSTALL:

Stone Steps

Stone Cribbing


Drainage lense

UPPER EF 60



INSTALL:
Stone Cribbing

UPPER EF 61



INSTALL:
Stone Cribbing

UPPER EF 62



INSTALL:

Stone Cribbing

Stone Steps

UPPER EF 63



INSTALL:

Stone Cribbing

Stone Steps

UPPER EF 64




INSTALL:

Stone Culvert

Stone Cribbing

UPPER EF 65



INSTALL:

Stone Cribbing

Stone Steps

UPPER EF 66



INSTALL:

Stone Cribbing

Cut section of boulder

UPPER EF 67



INSTALL:

Stone Steps

Stone Cribbing

UPPER EF 68




INSTALL:

Stone Steps

Turnpike

UPPER EF 69



INSTALL:

Stone Steps

Full Bench Cut

Stone Cribbing

UPPER EF 70



INSTALL:
Stone Steps

UPPER EF 71



INSTALL:

Note: Old sewer line

UPPER EF 72



INSTALL:

Stone Cribbing w/coping
stones

Note: old sewer line

UPPER EF 73



INSTALL:

Stone Cribbing

Stone Steps

Stone Cribbing

UPPER EF 74



INSTALL:
Stone Steps

UPPER EF 75



INSTALL:
Stone Steps

UPPER EF 76




INSTALL:

Fill w/gravel to create
tread

Stone Steps

UPPER EF 77



INSTALL:

Stone Steps

Gargoyles

Fill w/gravel to create
tread

UPPER EF 78




INSTALL:

Fill w/gravel to create
tread

Stone Steps

UPPER EF 79



INSTALL:

Stone Cribbing

Stone Steps

Stone Cribbing

Stone Steps

UPPER EF 80



INSTALL:

Stone Cribbing

Stone Steps

UPPER EF 81



INSTALL:

Stone Cribbing

Stone Steps

UPPER EF 82



INSTALL:

Stone Cribbing

Stone Steps

Drain to the left

UPPER EF 83



INSTALL:

Stone Cribbing

Stone Steps

UPPER EF 84



INSTALL:

Stone Steps


Stone Cribbing

UPPER EF 85



INSTALL:
Stone Steps

UPPER EF 86



INSTALL:

Stone Steps

Stone Cribbing

Stone Steps

Stone Cribbing

UPPER EF 87



INSTALL:
Stone Steps


UPPER EF 88



INSTALL:

NOTE: Protect this historic sign during trail construction.

UPPER EF 89



INSTALL:

Remove stones

Relocate treadway as shown

Install stone berm to divert water

Remove pavement and revegetate

UPPER EF 90



INSTALL:

Install stone berm to divert water

Repave to drain water away from trail

Surface over to ledge with plaque

UPPER EF 91